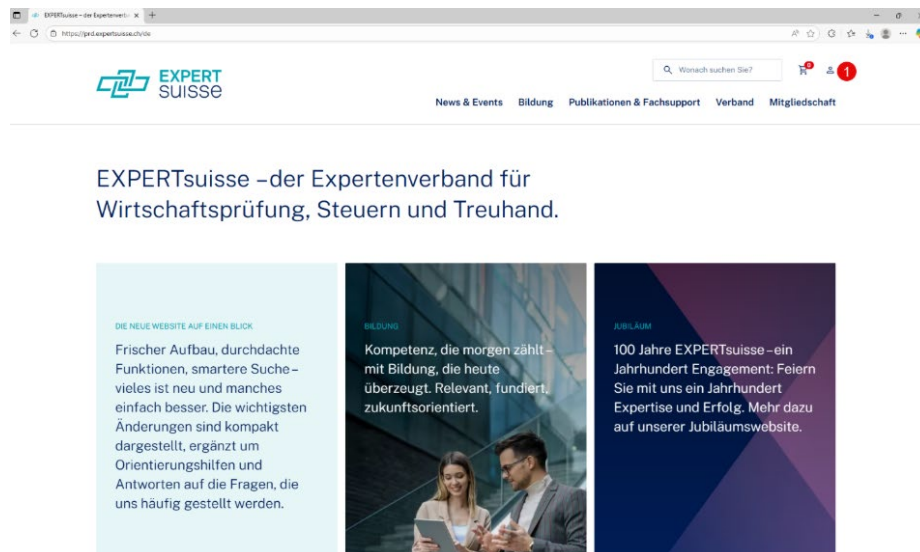


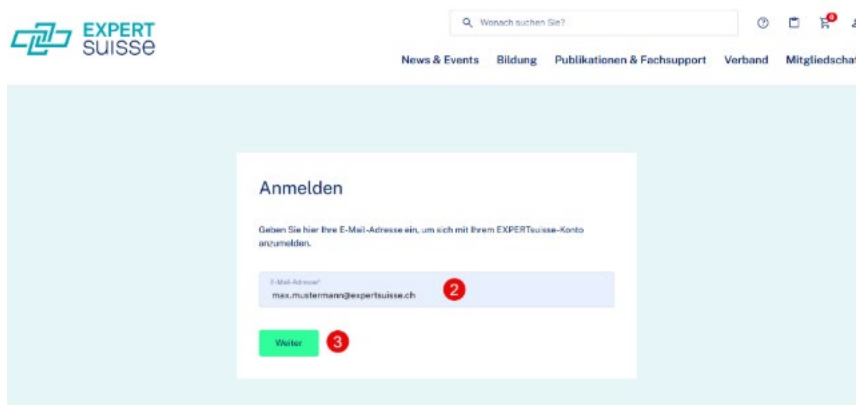
EXPERTsuisse Guide - Login

Opening the EXPERTsuisse.ch website
<https://expertsuisse.ch>

1. Please click on the login button (person icon) at the top right




2. Please write your registration email address in the email address field
3. Now click on Next



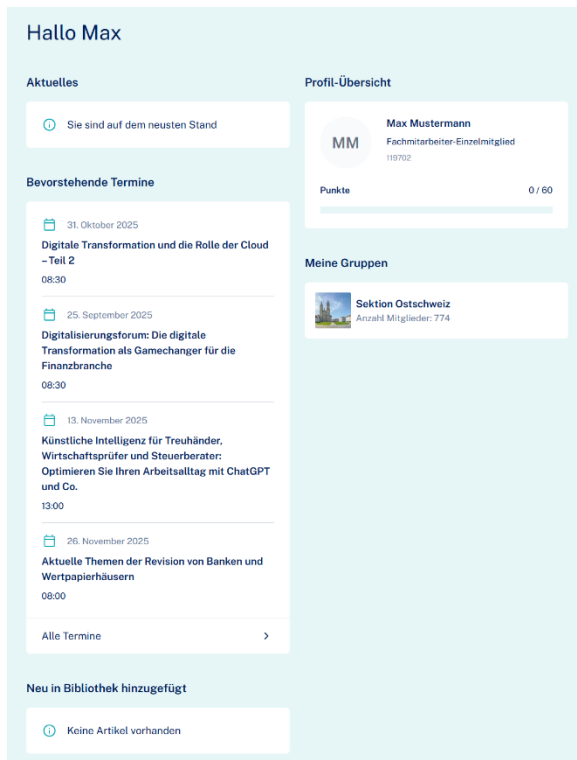
The system will now check whether you are already registered with us as a user

4. Enter password
5. Click on Login



The login form for EXPERT SUISSE is displayed. It features the logo at the top left, followed by the email address 'max.mustermann@expertsuisse.ch'. Below this is a label 'Kennwort eingeben' and a password input field. A red circle with the number '4' is placed over the password field. Below the password field is a link 'Kennwort vergessen?'. Below that is a link 'Mit einem anderen Konto anmelden'. A red circle with the number '5' is placed over the 'Anmelden' button, which is a green rectangular button with white text.

The dashboard of the EXPERTsuisse portal now appears as the start page



The dashboard for Max Mustermann is shown. It has a header 'Hallo Max'. Below this are four main sections: 'Aktuelles' with a message 'Sie sind auf dem neusten Stand'; 'Bevorstehende Termine' listing four events with dates and topics; 'Profil-Übersicht' showing the user's name, membership type, and a points bar at 0/60; and 'Meine Gruppen' showing the 'Sektion Ostschweiz' with 774 members. At the bottom, there is a section 'Neu in Bibliothek hinzugefügt' with a message 'Keine Artikel vorhanden'.